

# Specifications

<b>Model</b>	87488
<b>Colour</b>	White cover and base
<b>Capacity</b>	60 ml
<b>Run Time</b>	Up to 14 hours alternating
<b>Light Mode</b>	Warm White/Colour rotating/Fixed/Off
<b>Coverage</b>	Up to 400 sq. ft.
<b>Adapter Power</b>	5V USB

# Troubleshooting

SYMPTOM	CAUSE	SOLUTION
No mist	Unit is out of water	Add additional water.
No mist or little mist	Unit needs to be cleaned; oils are clinging to ceramic disc or sensor	Clean unit as advised in instructions with clean water and clean ceramic disc/sensor with brush or swab.
	Water level is higher than max level line	Clean unit and add water ½ way to fill line and additional water after getting mist.  Remove excess water and restart the diffuser.
Blinking Lights	Water level indicator is dirty	Clean unit as advised, making sure to swab the sensor/disc inside the bottom of the unit.
Unit will not stop running even though empty	Unit is out of water	Clean unit as advised, making sure to swab the sensor/disc inside the bottom of the unit.
No misting and unit is spraying water	Water level indicator is dirty	Change to warmer water.

CAUTION: Keep away from children and pets.

[nowfoods.ca/essential-oils](http://nowfoods.ca/essential-oils)

This diffuser has a 1-year manufacturer guarantee

**Customer Service: 888-548-0040**

**DO NOT RETURN TO RETAILER**

Manufactured for NOW Foods, 60108 USA  
 Imported & Distributed by/Importé et distribué par:  
 Puresource, Guelph, ON N1H 6J3 Canada [nowfoods.ca](http://nowfoods.ca)

**Code 87488**  
**V 2023-03-30**



## Essential Oil Info

NOW® Essential Oils are genuine reflections of the botanicals from which they're derived. When properly diffused, these botanical extracts can encourage wellness, tranquility and even inspiration. Our essential oils are highly concentrated and identity verified to ensure quality. We take and we use only fresh botanicals bursting with vitality and beneficial compounds. Strict attention to detail, meticulous extraction methods, and a focus on safety and purity are what set NOW® Essential Oils apart from other essential oils. We take the necessary steps to ensure our oils are brought to you in a manner that's scientifically and environmentally responsible.

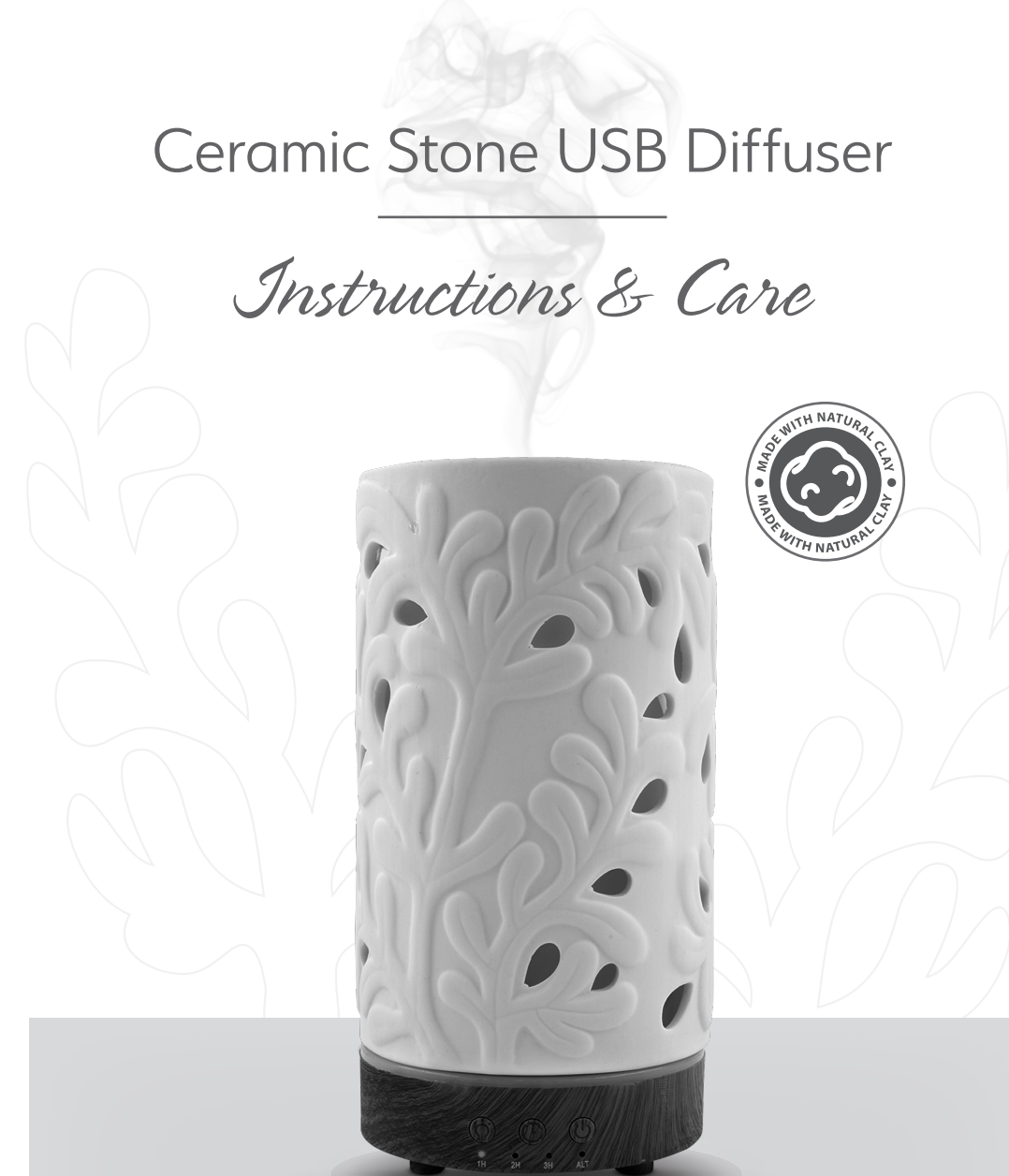


For more information visit [nowfoods.ca/essential-oils](http://nowfoods.ca/essential-oils).



## Ceramic Stone USB Diffuser

## Instructions & Care



[nowfoods.ca/essential-oils](http://nowfoods.ca/essential-oils)



# Essential Oil Recipes

Add the following oils to a diffuser and enjoy:

## Balancing Blends

### Daily Balance

- 2 drops of NOW® Geranium Oil
- 2 drops of NOW® Rose Absolute Oil
- 2 drops of NOW® Clary Sage Oil

### Mind Ease

- 3 drops of NOW® Lavender Oil
- 3 drops of NOW® Peppermint Oil
- 3 drops of NOW® Chamomile Oil

## Purifying Blends

### Purifying Room

- 1 drop of NOW® Tea Tree Oil
- 1 drop of NOW® Grapefruit Oil
- 8 drops of NOW® Lemon Oil

### Spring Cleaning

- 6 drops of NOW® Lemongrass Oil
- 3 drops of NOW® Lemon Oil
- 1 drop of NOW® Eucalyptus Oil

## Uplifting Blends

### Orange You Delightful

- 2 drops of NOW® Orange Oil
- 5 drops of NOW® Vanilla Concentrate Oil

### Energizing

- 1 drop of NOW® Peppermint Oil
- 1 drop of NOW® Rosemary Oil
- 2 drops of NOW® Cinnamon Oil

## Relaxing Blends

### Peace of Mind

- 5 drops of NOW® Lavender Oil
- 3 drops of NOW® Chamomile Oil

### Calming Night

- 3 drops of NOW® Cypress Oil
- 3 drops of NOW® Lavender Oil
- 3 drops of NOW® Marjoram Oil

## Romance Blends

### Love is in the Air

- 1 drop of NOW® Patchouli Oil
- 3 drops of NOW® Jasmine Absolute Oil
- 5 drops of NOW® Geranium Oil

### Things are Just Rosey

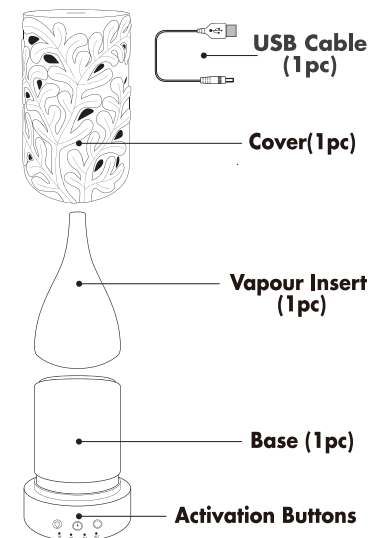
- 1 drop of NOW® Geranium Oil
- 10 drops of NOW® Rose Absolute Oil

Congratulations on your purchase of NOW® Solutions Ceramic Stone USB Diffuser designed for indoor use only. Please read the instructions carefully before using.

## How it works

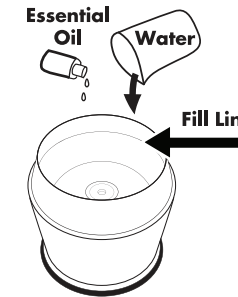
NOW® Solutions Ceramic Stone USB Diffuser is made of natural clay and uses high frequency ultrasonic technology that vibrates water inside the unit into an ultra-fine mist which helps to maintain essential oil integrity and holistic properties. When your favourite essential oils are added, they are immediately dispersed into the air, providing immediate healthful benefits while helping to ionize the air. With an automatic shut-off and up to 7 hours continuous run time of whisper-quiet operation, this attractive diffuser with rotating colours (see image below) complements your healthy lifestyle and is ideal in a bedroom, living room, office area or anywhere you want to create a relaxing, healthful environment.

## What's included



## How to use

- 1 Check inside all pieces for all parts, remove the cover from the base. Plug the USB cable into the unit first then connect to the outlet. **Do not move once unit has been filled with water.**
- 2 Using a cup, fill with room temperature tap water up to the max fill line. Then add 5 to 10 drops of preferred essential oil.



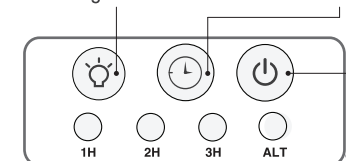
- 3 Reassemble the diffuser. Press the power button to begin.

**DO NOT FILL ABOVE MAX FILL LINE.**  
**DO NOT FILL BASE UNDER RUNNING WATER.**

NOTE: Oil mist can damage wooden and painted surfaces; wipe up any residue quickly and often.

## How to operate

- |                           |                    |
|---------------------------|--------------------|
| <b>Press Light</b>        | <b>Press Timer</b> |
| 1 Turn on warm light      | 1 1-Hour timer     |
| 2 Colour rotating lights  | 2 2-Hour timer     |
| 3 Select displayed colour | 3 3-Hour timer     |
| 4 Turn lights OFF         | 4 Turn unit OFF    |



- Press Power**
- 1 Continuous operation
  - 2 20 minute alternating operations




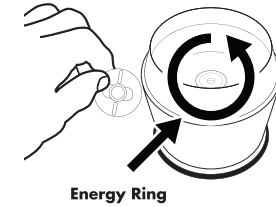
## How to clean

We recommend that you clean your NOW® Solutions Ceramic Stone USB Diffuser every time you change oils. Oils are corrosive, and over time, they build up on the ceramic parts. To ensure a long life for your diffuser, follow these simple cleaning and maintenance instructions:

- Rinse with warm water and wipe clean as follows:
  - i. Remove the energy ring
  - ii. Wipe with soft damp cloth to clean.
  - iii. Wipe with cotton swab and rubbing alcohol when needed to break up excessive oil residue
  - iv. Replace the energy ring after cleaning.
- We recommend cleaning the unit every time you change oils or every 2 uses.
- Do not use detergents or abrasive agents to clean the diffuser unit.

## Maintenance

- 1 First disconnect the power. Unlock the energy ring.
- 2 Wipe base with soft damp cloth. Using a cotton swab with warm water or alcohol, gently clean the ceramic disc to remove excessive oil residue.
- 3 After cleaning, replace the energy ring. The energy ring must be in place for the diffuser to properly operate



If defective in any way, do not return this diffuser to the retailer. Please contact the manufacturer's customer service for assistance.

Please read the instructions carefully before using. Manufacturer accepts no liability for damage caused by incorrect use of the NOW® Solutions Ceramic Stone USB Diffuser.

- ⚠ Warning and cautions
- ⊘ No allowed actions
- ❗ Strictly prohibited

⚠	1. Shut off and unplug the power before cleaning
⚠	2. Clean the unit by rinsing the water tank and wiping it dry with a clean cloth
⊘	3. Do not use detergents or abrasive agents to clean the diffuser unit
⚠	4. Clean unit when changing to a different oil
⚠	5. Use the original adapter provided by the manufacturer
⚠	6. If you don't use the device for a long time, unplug and pour water out
⊘	7. Never use steamed water or very cold water
⊘	8. Never touch water level sensor to avoid product hitting other objects
⊘	9. Never put your hand above the ceramic disc when product is working, as this could cause pain and damage to the machine
❗	10. Never wrap the adapter with a cloth or paper, etc. Otherwise, it cannot dissipate heat normally and may cause deformation and burn the membrane from a short circuit. Never touch the adapter with wet hands
⊘	11. Do not use other liquids except for water & drops of essential oil
⊘	12. Do not aim the device at walls, ceilings, furniture surfaces as excess moisture could cause water damage
❗	13. Do not take this unit apart exposing electrical parts
⚠	14. Never place on loose fabric that can block air flow and prevent the unit from misting and ventilating properly